

Features

- 3-way selectable, bi or tri-amplified screen channel system
- MH-1075 provides increased high-frequency output
- LF-4115 is constructed of MDF and is heavily braced
- Low-distortion waveguides provide highly articulate dialogue
- Shallow depth (20") facilitates installation



Developed specifically for the unique requirements of professional motion picture playback, the SC-413H extends QSC's commitment to the cinema market. As a member of the DCS Digital Cinema Speaker Series, the SC-413H is a 3-way, selectable bi or tri-amplified screen channel loudspeaker system comprised of two main units—the MH-1075 mid-high frequency system and the LF-4115 low-frequency system.

The MH-1075 mid-high system features a high output, horn loaded 10" midrange cone driver and a 3" (63mm) titanium diaphragm compression driver mounted to an adjustable pan and tilt bracket. The MH-1075 includes a driver protection network and a passive crossover for bi-amp operation. Power limiter circuitry protects the high-frequency driver from overpowering. The MH-1075 provides extended frequency coverage for the critical midrange band. A high power 10" cone driver allows operation as low as 250 Hz and the advanced phase plug coupling permits a crossover point of up to 1800 Hz to the high-frequency horn. This ensures that most of the dialog range is reproduced by a single element for unmatched intelligibility.

The LF-4115 single 15" (381 mm) low-frequency enclosure is designed specifically to address the extended low-frequency response required for cinema applications. The LF-4115 covers the frequency range from 35 Hz to 250 Hz.

The SC-413H is designed for ease of installation. The MH-1075 components come pre-assembled to reduce field assembly time. Three bolts are all that are required to secure the MH-1075 to the top of the LF-4115 enclosure.

Specifications

SC-413H

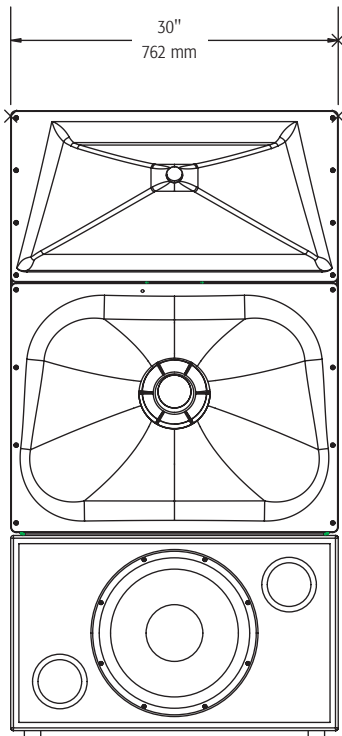
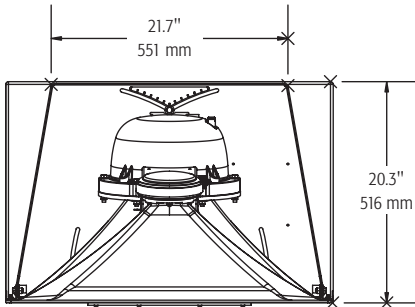
Nominal Coverage	90° horizontal x +20 to -30° vertical										
Frequency Range	33 – 16 kHz (-6 dB)										
Crossover Frequency	250 and 1700 Hz, 24 dB per octave										
	LF-4115	MH-1075									
Impedance	4Ω	8Ω									
Sensitivity 1 watt/1 meter, half space	93.5 dB	Bi-amp 105 dB	Tri-amp MF 105 dB HF 107.5 dB								
Maximum Input Power ¹	<table border="0"> <tr> <td>8 hours of 6 db crest factor IEC 268 noise spectrum</td> <td>400 W RMS</td> <td>250 W RMS² 275 W RMS</td> <td>80 W RMS</td> </tr> <tr> <td>2 hours of 6 db crest factor pink noise, 50 Hz – 20 kHz, AES method</td> <td>500 W RMS</td> <td>350 W RMS</td> <td></td> </tr> </table>			8 hours of 6 db crest factor IEC 268 noise spectrum	400 W RMS	250 W RMS ² 275 W RMS	80 W RMS	2 hours of 6 db crest factor pink noise, 50 Hz – 20 kHz, AES method	500 W RMS	350 W RMS	
8 hours of 6 db crest factor IEC 268 noise spectrum	400 W RMS	250 W RMS ² 275 W RMS	80 W RMS								
2 hours of 6 db crest factor pink noise, 50 Hz – 20 kHz, AES method	500 W RMS	350 W RMS									
Recommended Amplifier Power	800 W RMS maximum	800 W RMS maximum									
Recommended Processing	Subsonic filter below 30 Hz, > 18 dB per octave	4th order LR crossover at 200 and 1700 Hz via QSC DCM or QSControl.net™									
Connectors	Barrier strip screw terminals accept up to #10 AWG stranded wire	Barrier strip screw terminals accept up to #10 AWG stranded wire									
Transducers	One 15" (381mm) high efficiency, extended bass woofer featuring a 4" copper voice coil	10" high efficiency mid range, 1.5" (38mm) exit, 3" titanium diaphragm compression driver									
Enclosure	Quasi B4 alignment, ported enclosure with fully flared ports, symmetrical port design, tuned to 36 Hz, constructed of MDF and heavily braced. Features vandal resistant woofer mounting bolts	Tilt/Pan Bracket ±10° vertical tilt ±10° horizontal pan									
Dimensions (HWD)	18.5" x 30" x 20.3" (470 mm x 762 mm x 516 mm)	39" x 30" x 20" (990 mm x 762 mm x 508 mm)									
Weight – Net	83 lb (38 kg)	85 lb (39 kg)									
System Weight	168 lb (77 kg)										
Baffle Cut-Out	58.75" x 32"										

1) Maximum input power tested in accordance with IEC 268-5 recommendations, 50 Hz – 20 kHz band limiting, 6 dB signal crest factor.
2) Maximum input power tested in accordance with IEC 268-5 recommendations, 200 Hz – 2 kHz band limiting, 6 dB signal crest factor.

SC-413H

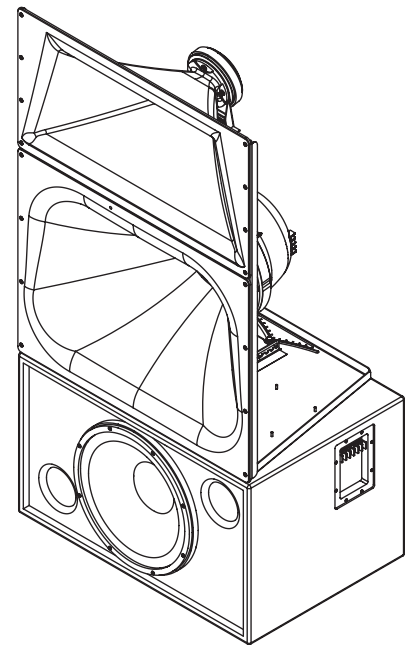
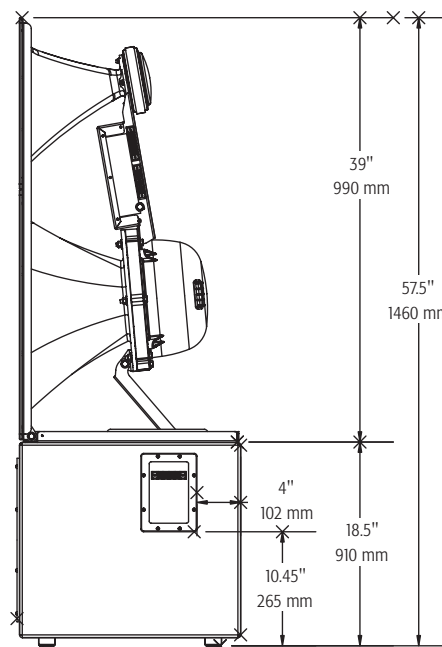
Dimensions

Top



Front

Side



Specifications subject to change without notice.

QSC, the QSC logo and QSCControl.net are registered trademarks of QSC Audio Products, LLC in the U.S. Patent and Trademark office and other countries. All other trademarks are the property of their respective owners. Patents may apply or be pending.

1675 MacArthur Boulevard • Costa Mesa, CA 92626 • Ph: 800/854-4079 or 714/957-7100 • Fax: 714/754-6174

SC-413H Spec Sheet - 06/20/08

QSC
qscaudio.com